



**HOSHIZAKI**

> **DCM-60KE**

daily ice production capacity of up to 60kg

> **DCM-120KE**

daily ice production capacity of up to 125kg



Cold drinks are very much favoured especially in casual or self-service environments; operators can lessen the work or manpower with an ice dispensing machine. Hoshizaki's cubelet ice dispensers meet the need with its 2-in-1 function that makes and provides ice to customers through its compact and space saving dispensers.


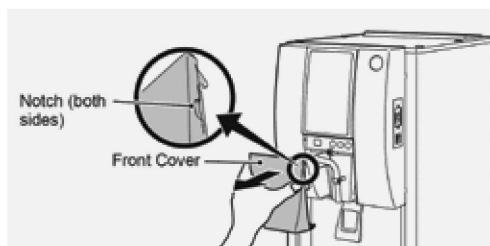


> **DCM-120KE**

CUBE ICE DISPENSER SERIES

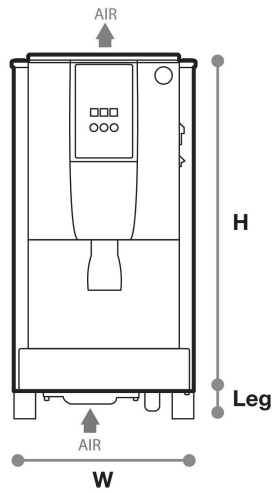
**FEATURES**

- > simple push button to dispense ice
- > adjustable portion control to reduce energy consumption and wastage
- > auger system brings water consumption equal to ice production
- > easy to clean and maintain
- > direct dispensing reduces risk of contamination
- > push lever dispensing system

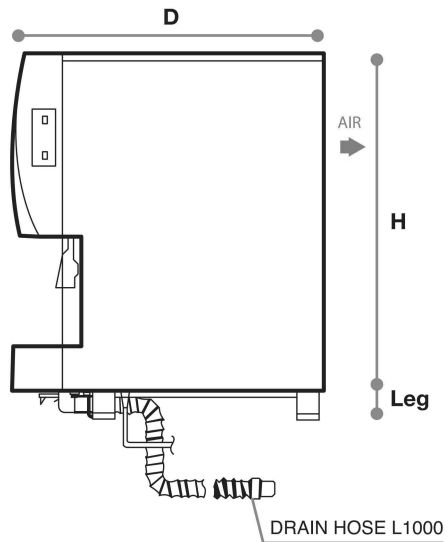


# DIMENSIONS & SPECIFICATION

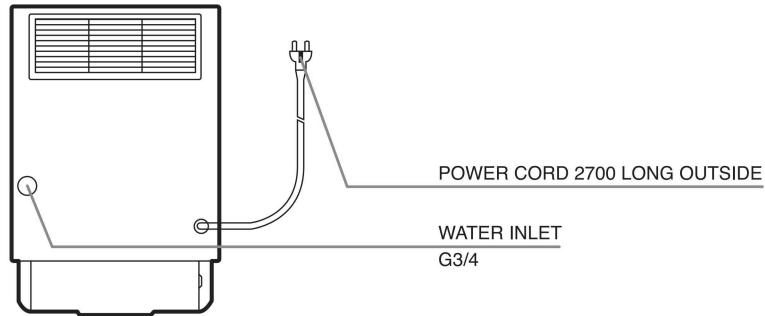
## CUBE ICE DISPENSER AIR SYSTEM



## SIDE



## BACK SIDE



MODEL NAME		DCM-60KE	DCM-120KE
ICE SHAPE		Cubelet ( Compressed Flake Ice )	
DIMENSIONS (MM)		Body : 350 x 585 x 645 / Leg Height : 50-65 mm	Body : 350 x 585 x 765 / Leg Height : 50-65 mm
PACKED DIMENSIONS (MM)		440 x 655 x 906	440 x 655 x 1026
WEIGHT (NETT/GROSS)		47KG / 56 KG	57 KG / 66 KG
AMPERAGE / STARTING AMPERAGE		1.5A / 9.5A	2.8A / 12.6A
ELECTRICAL CONSUMPTION		280 W	480 W
REFRIGERANT CHARGE		R134a	
HEAT REJECTION		460 W (396 kcal/h)	980 W (843 kcal/h)
ICE PRODUCTION PER 24H (15MM)	(AT10°C/WT10°C)	60 KG	125 KG
	(AT21°C/WT15°C)	50 KG	105 KG
	(AT32°C/WT21°C)	38 KG	85 KG
ICE DISPENSING RATE (40G / CUP)	(AT10°C/WT10°C)	APPROX: 78 CUPS / 30 MIN	APPROX: 165 CUPS / 30 MIN
	(AT21°C/WT15°C)	APPROX: 73 CUPS / 30 MIN	APPROX: 154 CUPS / 30 MIN
	(AT32°C/WT21°C)	APPROX: 67 CUPS / 30 MIN	APPROX: 144 CUPS / 30 MIN
WATER CONSUMPTION PER 24H (AT21°C/WT15°C)		0.05 m <sup>3</sup>	0.105 m <sup>3</sup>
		1L / 1KG ICE	1L / 1KG ICE
STORAGE CAPACITY		1.9 KG	4.0 KG

**NOTE:** All dimensions indicated are Width x Depth x Height in mm.

**OPERATING CONDITIONS:** • Rated Voltage : ±6% • Ambient Temperature: 5°-40°C  
• Water Supply: 5°-35°C / 0.05-0.78 Mpa • AC Supply Voltage: 1/220-240V / 50 Hz