



**HOSHIZAKI**

> **DIM-30DE**

daily ice production capacity of up to 33kg



Cold drinks are very much favoured especially in casual or self-service environments; operators can lessen the work or manpower with an ice dispensing machine. Hoshizaki's cubelet ice dispensers meet the need with its 2-in-1 function that makes and provides ice to customers through its compact and space saving dispensers. Ideal for hotels.



> DIM-30DE

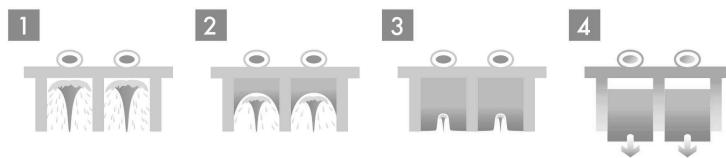
CUBE ICE DISPENSER SERIES

**FEATURES**

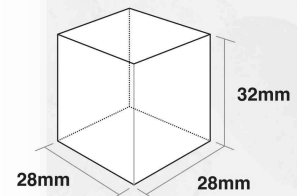
- > simple push button to dispense ice
- > easy to clean and maintain
- > enclosed ice bin prevents cross contamination
- > space saving design
- > cell type ice making system



**UNIQUE ICE PRODUCTION SYSTEM**



**ICE SIZE**

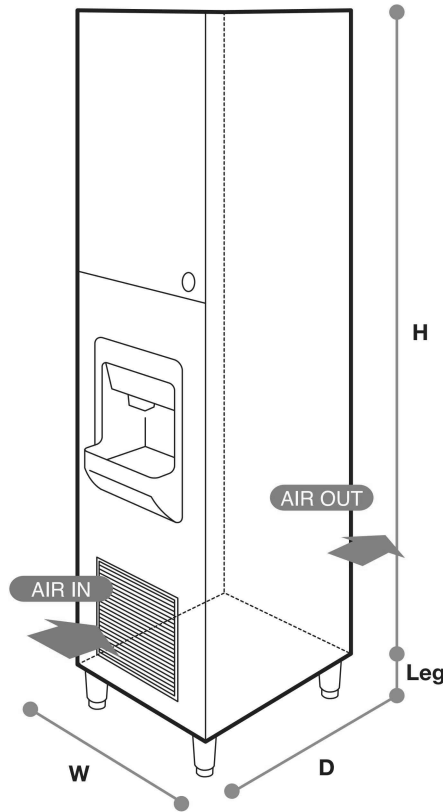


ISO14001 CE

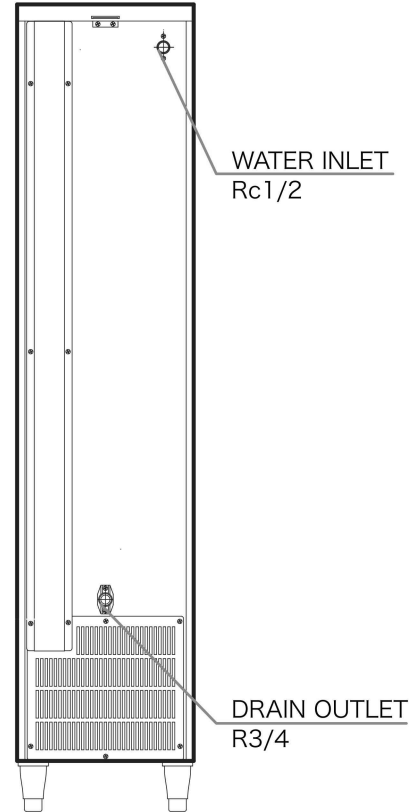


# DIMENSIONS & SPECIFICATION

**CUBE ICE DISPENSER  
AIR SYSTEM**



**BACK SIDE**



| MODEL NAME                                |                 | DIM-30DE  |
|---|-----------------|---|
| ICE DIMENSIONS (MM)                       |                 | 28 x 28 x 32                                      |
| DIMENSIONS (MM)                           |                 | Body : 350 x 500 x 1500 / Leg Height : 100-135 mm |
| PACKED DIMENSIONS (MM)                    |                 | 449 x 694 x 1670                                  |
| WEIGHT (NETT/GROSS)                       |                 | 65KG / 71 KG                                      |
| AMPERAGE / STARTING AMPERAGE              |                 | 2.1A / 13A  |
| ELECTRICAL CONSUMPTION                    |                 | 320 W   |
| REFRIGERANT CHARGE                        |                 | R134a   |
| HEAT REJECTION                            |                 | 600 W (520 kcal/h)                                |
| ICE PRODUCTION PER 24H (15MM)             | (AT10°C/WT10°C) | 32 KG   |
|   | (AT21°C/WT15°C) | 33 KG   |
|   | (AT32°C/WT21°C) | 27 KG   |
| WATER CONSUMPTION PER 24H (AT21°C/WT15°C) |                 | 0.21m <sup>3</sup><br>6.4L / 1kg Ice              |
| STORAGE CAPACITY                          |                 | 15 KG   |

**NOTE:** All dimensions indicated are Width x Depth x Height in mm.

**OPERATING CONDITIONS:** • Voltage Range: ±6% • Ambient Temperature: 5°-40°C  
• Water Supply: 5°-35°C / 0.05-0.8 Mpa / 7.25-116 PSI • AC Supply Voltage: 1/220-240V / 50 Hz