


## “LEAVENING PROVER”

iDeck Series

Available heights L 70-100 cm



### EXTERNAL CONSTRUCTION

- Structure in shaped stainless steel plate

### INTERNAL CONSTRUCTION

- Lighting with halogen lamp
- Doors lock by magnet

#### WITHOUT HUMIDIFIER (standard)

- Powder painted trayholder

#### WITH HUMIDIFIER (on demand)

- Panels and additional top cover in stainless steel AISI 304
- Trayholder in stainless steel plate AISI 304
- Water bowl with plunged heating element

### OPERATION

- Heated by armoured heating elements
- Continuous monitoring of the temperature by a thermostat
- Maximum temperature reached 65°C

### STANDARD EQUIPMENT

- Rotating front castors with brake. The rear ones are fixed
- Adjustable number of trayholder slides according to the height (see the below scheme)
- Independent switches to switch on the prover and for internal lighting

### OPTIONS AND ACCESSORIES

- Prover with humidifier (only for the 60.60)
- Additional trayholder slides



**MORETTI FORNI S.P.A.**

[www.morettiforni.com](http://www.morettiforni.com)

[info@morettiforni.com](mailto:info@morettiforni.com)

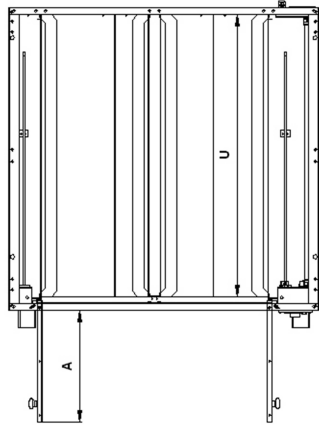
Via A.Meucci, 4 - 61037 Mondolfo (PU) ITALIA

Tel. +39.0721.96161 - Fax +39.0721.9616299

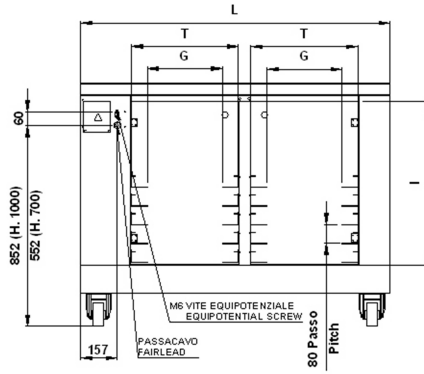


## LEAVENING PROVER

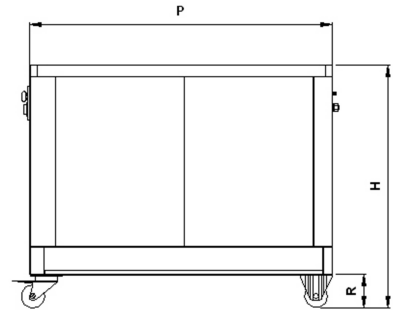
TOP VIEW



REAR VIEW



RIGHT SIDE VIEW



**Note:** The dimensions indicated in the views are in millimeters.

### SPECIFICATIONS

MODEL	L60.60		LU60.60		L72.72	L65.105	L105.65 <sup>^</sup>	L105.105 <sup>^</sup>
Nominal height	70	100	70	100	100	100	100	100
H mm	700	1000	700	1000	1000	1000	1000	1000
I mm	515	815	515	815	815	694	694	694
R mm	107	107	107	107	107	107	107	107
N° standard slides	6	10	6	10	10	10	20	20
N° optional slides	4	4	4	4	4	6	12	12
N° standard trays 60x40	6	10	6	10	10	10	10	20
N° max trays 60x40	10	14	10	14	14	16	16	32
Weight (kg) with standard slides	60	67	68	75	79	67	67	110
A mm	305	305	305	305	358	300	498	498
G mm	530	530	530	530	245	321	324 <sup>^</sup>	324 <sup>^</sup>
L mm	850	850	850	850	988	920	1316	1316
P mm	840	840	840	840	947	1285	885	1285
T mm	607	607	607	607	724	458	461 <sup>^</sup>	461 <sup>^</sup>
U mm	815	815	815	815	920	1230	830	1230

<sup>^</sup>= 2 compartments

### TECHNICAL DATA

Prover feeding

A.C. V230 1N 50/60 Hz

Max power 1,5 kW  
 Max power (L 60.60-72.72) 1,0 kW  
 Max power with humid. (LU60.60) 1,25 kW

Medium consum/hour 0,75 kWh  
 Medium consum/hour (L 60.60-72.72) 0,5/0,63 kWh

Connecting cable  
 type H07RN-F 3x2,5 mm<sup>2</sup>

\* This value is subject to variation according to the way in which the equipment is used

- NOTE: MORETTI FORNI S.P.A. reserves the right to modify the characteristics of the products illustrated in this publication without prior notice